



**MITSUBISHI
ELECTRIC**

Refrigeration



Freshness that brings food to life

Mitsubishi Electric has been an integral part of Australian kitchens for more than 30 years, providing high-quality, innovative appliances that serve as fixtures in this important space.

We pride ourselves on understanding the Australian household and delivering products tailored to meet their needs.

MITSUBISHI ELECTRIC

#worksforme



Designed
specifically for
those that care
about preserving
the quality and
freshness of all
kinds of food.

Refrigeration Range

French Door



WX Series	743 Litres 627 Litres 500 Litres	6
EX Series	655 Litres 574 Litres	8



LX Series	630 Litres	10
L4 Series	710 Litres 650 Litres	12

Bottom Mount



CX Series	402 Litres 370 Litres	18
BF-EK Series	390 Litres 325 Litres	19

Top Mount




TF-EK Series	560 Litres 508 Litres 420 Litres 385 Litres	20
--------------	--	----

WX and EX Series

Multi Drawer

PREMIUM DESIGN THAT SAVES ON SPACE & ENERGY.




Smart Cube/VIP

Thanks to Vacuum Insulation Panel Technology the WX and EX series allow for maximum food storage while maintaining a slim, sleek profile.

(WX Series and EX Series)





3.5 Star Energy Rating

The higher the energy rating, the lower the power consumption costs will be over time. (MR-WX743/MR-WX627 and EX Series)



10 Year Compressor Warranty

Mitsubishi Electric Inverter refrigerators are backed by a comprehensive 10 year compressor and 5 year parts and labour warranty.



Premium Quality and Design

Unique LED Touch Screen panels and luxury glass door finish to compliment any modern kitchen.

WX Series

MULTI DRAWER

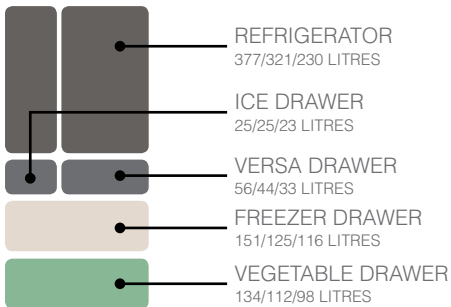


The MR-WX743 has an increased internal capacity with slim external dimensions, thanks to its unique VIP (Vacuum Insulation Panel) and Smart Cube Technology. The luxury glass door finish completes the modern design.

Available in 743, 627 and 500 litres catering for various kitchen sizes. The new MR-WX500 is designed with a reduced height and width, to easily fit into a compact fridge cavity of 660mm width.

TOTAL CAPACITY

743/627/500 LITRES



Dimensions

MR-WX743

H 1821 x W 800 x D 748mm

MR-WX627

H 1821 x W 685 x D 748mm

MR-WX500

H 1696 x W 650 x D 709mm



Bigger on the
inside without
compromising
space.

MR-WX743 / MR-WX627 / MR-WX500 FEATURES

- » Surround Multi Airflow System (MR-WX743)
- » Multi Airflow System (MR-WX627/MR-WX500)
- » LED Light
- » Power Save Mode
- » Temperature Sensors
- » Auto Closer
- » Smooth Case Roller
- » Anti-Bacteria & Deodoriser
- » 2 Adjustable Feet
- » Frost Free
- » Separable Shelf & Two-way Flexi Glass Shelf (MR-WX743 / MR-WX627)
- » Inverter Technology
- » Wide Chilling Case
- » Quick Ice Making
- » Sliding Top Tray
- » Supercool Chilling Case
- » Neuro Fuzzy Logic
- » Egg Tray
- » Completely Washable Ice Tray Parts
- » VitaLED
- » Multi Temperature Setting
- » ECO Mode
- » Constant Humidity Case
- » Supercool Freezing



Versa Drawer

The Versa Drawer offers the ultimate functionality in preserving food quality without losing moisture and taste. The Versa Drawer has two main modes, Supercool Freezing and Hot Freezing.



Hot Freezing

The LED Sensor is designed to detect hot food and adjust the cold air flow directly onto the hot food. This saves time while also preserving the quality and freshness of the food.



Soft Freezing

Soft Freezing allows food to be frozen for up to three weeks in a 'soft' state. This means meat can be easily cut without thawing.



Supercool Freezing

Ensures food is frozen evenly, minimising cell destruction, preserving its freshness, texture and locking in maximum flavour.

Please note these modes must be manually set in order to function.

MR-WX743 743 Litres **MR-WX627** 627 Litres **MR-WX500** 500 Litres



Dark Mahogany*



Diamond White



Argent Silver*

*Please refer to specification table



Supercool Chilling Case

The Supercool chilling function is ideal for storing meat, fish, or other perishable food without freezing it. This provides the convenience of food ready to cook without the need to defrost it.



Vegetable Drawer

VitaLED lighting system slows down the wilting process, keeping fruit and vegetables crisper and fresher for longer. The vegetable drawer features a tray at the top which is ideal for storage and organisation of smaller items such as fruit.



Automatic Ice Maker

As there is no separate plumbing connection required, the fridge can be placed anywhere. Simply fill the removable water tank and the Ice Maker is ready to go!



Two Way Flexi & Glass Shelf

This glass shelf slides back easily to halve its size, allowing taller items to be stored at the front of the refrigerator compartment.

- » Soft Freezing
- » Hot Freezing
- » ECO Guide
- » Bottle Pockets
- » Aluminium Tray
- » Door Alarm
- » Adjustable Door Pockets
- » External LED Touch Control Panel



(MR-WX500)



EX Series

MULTI DRAWER

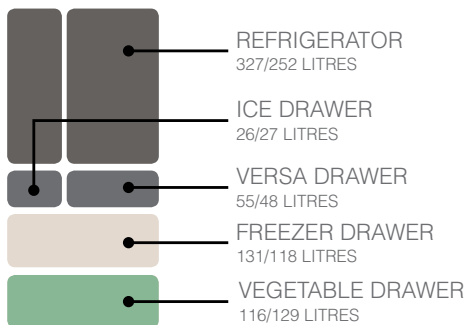


Our Multi-Drawer refrigerators feature extremely efficient Inverter technology, a unique LED Touch Control Panel and a large capacity with slim dimensions.

Super quiet at only 15 dBA and designed to keep food fresher for longer, these are the ultimate entertainer's fridge.

TOTAL CAPACITY

655/574 LITRES



Dimensions

MR-EX655

H 1821 x W 745 x D 735

MR-EX574

H 1696 x W 685 x D 735

MR-EX655 / MR-EX574 FEATURES

- » Advanced Surround Multi Airflow
- » LED Compartment Light
- » Power Save Mode
- » 8 Temperature Sensors
- » Auto Closer
- » Versa Drawer
- » Supercool Freezing
- » Soft Freezing
- » Hot Freezing
- » Smooth Case Roller
- » Anti-Bacteria & Deodoriser
- » Elevating Shelf
- » 2 Adjustable Feet
- » Two-Way Flexi Shelves
- » Frost Free
- » Inverter Technology
- » Sliding Chilled Case
- » Quick Ice Making
- » Sliding Top Tray
- » Quiet Operation
- » R600a Refrigerant
- » Egg Tray
- » Completely Washable Ice Tray Parts
- » VitaLED
- » Multi Temperature Setting
- » ECO Mode
- » Constant Humidity Care



MR-EX655
655 Litres

MR-EX574
574 Litres



Platinum
Light

MR-EX655



Freezer Drawer

The Freezer Drawer is roomy enough to fit bulky items such as ice cream tubs, loaves of bread and frozen vegetables. The top tray is ideal for storage and organisation of flat pack items such as meat packs.



Vegetable Drawer

VitaLED lighting system slows down the wilting process, keeping fruit & vegetables crisper and fresher for longer. The vegetable drawer features a tray at the top which is ideal for storage and organisation of smaller items such as fruit.



Automatic Ice Maker

As there is no separate plumbing connection required, the fridge can be placed anywhere. Simply fill the removable water tank and the Ice Maker is ready to go!



Elevating Shelf

Simply slide the lever and you can raise or lower the bottom shelf by up to 40mm. There is no need to remove any items from the shelf... What could be easier than that?

- » ECO Guide
- » Bottle Pockets
- » Aluminium Tray
- » Sliding Top Tray
- » Door Alarm
- » Adjustable Door Pockets
- » External LED Touch Control Panel



LX Series

FRENCH DOOR

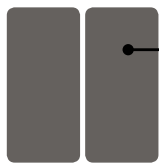


The first thing you notice about the MR-LX630 is its striking looks with toughened glass front panels, presenting a luxurious finish. French doors open up to reveal 760 mm wide shelves.

Convenient features include separate vegetable and freezer drawers, an automatic ice maker that doesn't require plumbing and a Supercool chilling case for storing items at about -3°C to 0°C without freezing it.

TOTAL CAPACITY

630 LITRES



REFRIGERATOR
333 LITRES

VEGETABLE DRAWER
117 LITRES

FREEZER DRAWER
180 LITRES

Dimensions

MR-LX630

H 1798 x W 900 x D 735mm

MR-LX630 FEATURES

- » 4.0 Energy Rating
- » Inverter Technology
- » R600A Refrigerant
- » Multi Air-flow System
- » LED Light
- » Tempered Glass Shelves
- » Automatic Ice Maker
- » Water Tank
- » Vegetable Drawer
- » Egg Tray
- » Bottle Pocket
- » Adjustable Pocket
- » Wide Chilling Case (upper case)
- » Supercool Chilling Case (lower case)
- » VitaLED
- » Smooth Case Roller
- » Wide Open Case
- » Anti-Bacterial & Deodoriser
- » Neuro Fuzzy Technology
- » Rapid Cooling
- » Eco Mode



MR-LX630
630 Litres



Brilliant
Black



Argent
Silver



Supercool Chilling Case

The Supercool chilling function is ideal for storing meat, fish, or other perishable food without freezing it. This provides the convenience of food ready to cook without the need to defrost it.



Vegetable Drawers

Two big vegetable drawers to store fruit and vegetables. A full-width tray at the top is ideal for storage and organisation of smaller and delicate items such as punnets of fruit.



Automatic Ice Maker

A continuous supply of ice cubes is produced by the automatic ice maker without the need for a plumbing connection. The removable water tank can be easily filled with tap water.



Glass Door Finish

Toughened glass front panels present a luxurious, striking finish and are easy to keep clean.

- » Power Saving Mode
- » Door Alarm
- » Glass Door
- » Large Capacity



L4 Series

FRENCH DOOR



The L4 Series is designed for larger living. With an internal width of 800mm, this refrigerator provides you with maximum storage capacity for grocery types of any size, ensuring you will never be caught short of space.





MITSUBISHI
ELECTRIC
INVERTER

TEMPERATURE FUNCTION
REF FROST FREE RAPID COOL
Eco

L4 Series

FRENCH DOOR

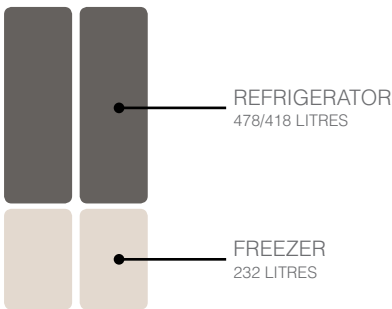
The L4 series is designed for larger living.

Available in two sizes 710 and 650 litres catering for various kitchen sizes. The L4 Series features an ergonomic four-door layout designed to reflect the most frequently used fridge spaces.

The L4 Mini (650L) is designed with a reduced height, to easily fit into a French door cavity with overhead cupboards.

MR-L710 **MR-L650**
710 Litres 650 Litres

TOTAL CAPACITY 710/650 LITRES



Dimensions

MR-L710

H 1820 x W 950 x D 805mm

MR-L650

H 1700 x W 950 x D 805mm



MR-L710 / MR-L650 FEATURES

- » Twin Fan Multi Air Flow
- » Frost Free
- » Anti-Bacteria Food Liner
- » Utility Case
- » Ice Box
- » Quiet Operation
- » Vegetable Compartment
- » Inverter Technology
- » Revolving Ice Trays
- » VitaLED in Humidity Case
- » 2 Adjustable Feet
- » Neuro Fuzzy Logic
- » Egg Tray
- » 4 Castors
- » Child Lock
- » Capsule Door Pocket
- » Eco Mode
- » Auto Closer
- » Large Bottle Pockets
- » Anti-Mould Gasket
- » Door Alarm
- » Adjustable Door Pockets
- » Rapid Cooling
- » Tempered Glass Shelves
- » External LED Control Panel
- » R600a Refrigerant



Providing more usable space for items such as bulky groceries and platters.



L4 Series

FRENCH DOOR



MR-L710

Designed for larger living



LED Control Panel

Featuring four smart operation modes - including Eco Mode, an energy saving setting which automatically adjusts the temperature and Rapid Cooling which cools quickly to preserve the freshness of food.



Ergonomic and User Friendly

Designed for frequent access, the refrigeration compartment that is accessed most commonly is positioned at chest height. The separate drawers are placed conveniently from waist height down, providing quick and easy access.




Triple Twist Ice Trays

Release ice cubes from trays with a simple twist action into the collection box.



Vegetable Crisper

Designed to store fruit and vegetables. Some require more humidity than others, that is why the humidity controls will help to regulate the amount of moisture in the crisper.



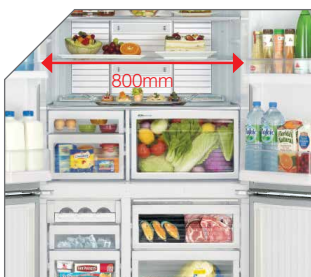
Twin Fan Multi Airflow System

Twin ventilator fans blow and circulate air at various levels throughout the refrigerator and freezer compartments. This allows for even cooling distribution and keeps food fresher for longer.



Large Bottle Pockets

The smart big bottle door pocket is designed for convenient storage and retrieval of large and small bottles.



Large Capacity

With a large internal width of 800mm you have maximum storage capacity and more usable space for items such as bulky groceries and large platters.



Tempered Glass Shelves

The Tempered Glass Shelves are easy to clean, heat resistant and built to withstand up to 101 kilograms of weight.

Bottom Mount

CX SERIES

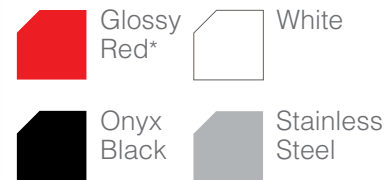
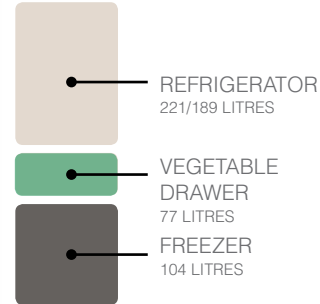


MR-CX402
402 Litres

MR-CX370
370 Litres

TOTAL CAPACITY

402/370 LITRES



*Please refer to specification table

MR-CX402



Vegetable Drawer

The drawer features a higher humidity than the main refrigerator compartment and is ideal for storing and keeping fruit and vegetables crisper and fresher for longer.



Automatic Ice Maker

As there is no separate plumbing connection required, the fridge can be placed anywhere. Simply fill the removable water tank and the Ice Maker is ready to go!



Sliding Chilled Case

The Double Sliding Chilled Cases allow for easy access and greater storage. Ideal for separately storing dairy products and chilling drinks.

MR-CX402 / MR-CX370 FEATURES

- » LED Light
- » Double Sliding Chilled Cases
- » Egg Shelf (1 egg rack)
- » Small Item Pocket
- » 2-Way Flexi Glass Shelf
- » Tempered Glass Shelf
- » Fruit & Vegetable Drawer
- » Door Alarm
- » Auto Ice Maker
- » Freezer Drawer
- » Adjustable Feet
- » Deodoriser Filter
- » 3.5 Star Energy Rating
- » R600a Refrigerant
- » Inverter Technology

Dimensions

MR-CX402

H 1820 x W 600 x D 660mm

MR-CX370

H 1698 x W 600 x D 660mm

Bottom Mount

BF-EK SERIES



MR-BF390

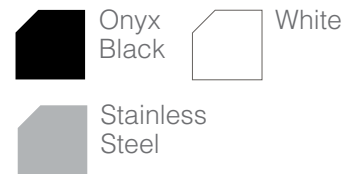
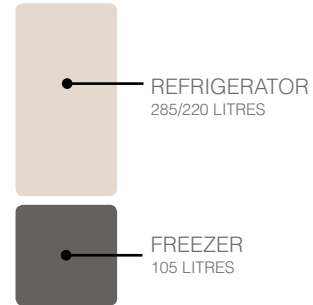
390 Litres

MR-BF325

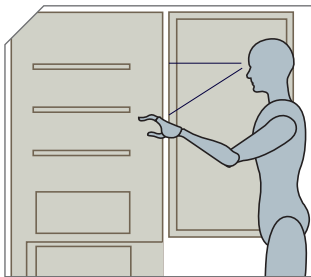
325 Litres

TOTAL CAPACITY

390/325 LITRES



MR-BF325



Ergonomic Design

The refrigeration compartment that is accessed most commonly is positioned at chest height. The separate drawers are placed conveniently from waist height down, providing quick and easy access.



2-Way Flexi Glass Shelf

Make the Tempered Glass shelf deeper or push it in for more space. It is ideal for storing taller items such as a salad or dessert bowl.



Freezer Drawer

It is roomy enough to fit bulky items such as ice cream tubs, loaves of bread and frozen vegetables.

MR-BF390 / MR-BF325 FEATURES

- » Frost Free
- » 2-Way Flexi Glass Shelf
- » Door Alarm
- » Anti-Bacteria Food Liner
- » Tempered Glass Shelf
- » Egg Shelf (1 egg rack)
- » Titanium Filter
- » Bottle Pocket & Bottle Dividers
- » LED Light
- » Revolving Ice Tray
- » Freezer Drawer
- » Adjustable Feet
- » 3.0 Star Energy Rating
- » R600a Refrigerant
- » Inverter Technology

Dimensions

MR-BF390

H 1720 x W 600 x D 696mm

MR-BF325

H 1479 x W 600 x D 696mm

Top Mount

TF-EK SERIES



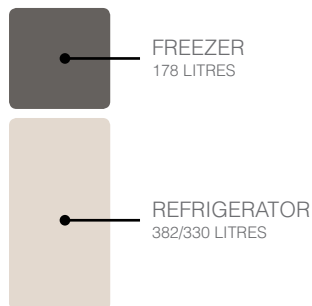
The smart elevating shelf function is a unique time and space saving feature, helping to maximise the usable space in the refrigerator compartment. (MR-560/MR-508)

MR-560 **MR-508**
560 Litres 508 Litres
MR-420 **MR-385**
420 Litres 385 Litres



TOTAL CAPACITY

560/508 LITRES

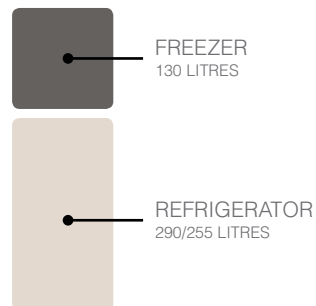


Dimensions

MR-560
H 1777 x W 751 x D 795mm
MR-508
H 1652 x W 751 x D 795mm

TOTAL CAPACITY

420/385 LITRES



Dimensions

MR-420
H 1691 x W 686 x D 706mm
MR-385
H 1586 x W 686 x D 706mm

MR-560 / MR-508 / MR-420 / MR-385 FEATURES

- » Elevating Shelf (MR-560, MR-508)
- » Tempered Glass Shelves
- » Deodoriser
- » Egg Shelf (2 egg racks)
- » 2-Way Flexi Glass Shelf (MR-560, MR-508)
- » Surround Cooling System (MR-420, MR-385)
- » Adjustable Door Shelf
- » Big Bottle Pockets & Stopper
- » Anti-Bacteria Food Liner
- » Revolving Ice Tray
- » Frost Free
- » Adjustable Feet



MR-560



Elevating Shelf

Simply slide the lever and you can raise or lower one of the shelves by up to 40 mm. There is no need to remove any items from the shelf... what could be easier than that!

(MR-560, MR-508)



Sliding Chilled Case

Equipped with a smooth-sliding roller, the Sliding Chilled Case allows for easy access. Great for storing dairy products and chilling drinks. Food is stored at around 0°C, ensuring longer lasting freshness.



Tempered Glass Shelves

The Tempered Glass Shelves are easy to clean, heat resistant and built to withstand up to 101 kilograms of weight.

- » 4 Rollers
- » LED Light
- » 4.0 Star Energy Rating
- » Multi Airflow System (MR-560, MR-508)
- » R600a Refrigerant



SPECIFICATIONS

REFRIGERATOR		FRESH DOOR							
		WX Series			EX Series		LX Series	L4 Series	
MODEL		MR-WX743	MR-WX627	MR-WX500	MR-EX655	MR-EX574	MR-LX630	MR-L710	MR-L650
Capacity (Gross)	TOTAL	743	627	500	655	574	630	710	650
	Refrigerator Compartment	377	321	230	327	252	333	478	418
	Freezer Compartment	151	125	116	131	118	180	232	232
	Ice Making Compartment	25	25	23	26	27			
	Versa Compartment	56	44	33	55	48			
	Vegetable Compartment	134	112	98	116	129	117		
Dimensions (mm)	Width	800	685	650	745	685	900	950	950
	Height	1821	1821	1696	1821	1696	1798	1820	1700
	Max Depth	748	748	709	735	735	735	805	805
Clearance Dimensions (mm)	Top	100	100	25	100	25	100	100	100
	Left	20	20	5	20	5	30	30	30
	Right	20	20	5	20	5	30	30	30
	Back						50	60	60
Energy Efficiency									
Energy Star Rating		3.5	3.5	4.0	3.5	3.5	4.0	3.0	3.0
Energy Consumption (kWh/year)		475	415	345	425	410	390	540	508
Inverter Compressor		•	•	•	•	•	•	•	•
Refrigerant Type		R600a	R600a	R600a	R600a	R600a	R600a	R600a	R600a
Door Finish									
Door Finish	ARGENT SILVER			ARGENT SILVER	PLATINUM LIGHT	PLATINUM LIGHT	ARGENT SILVER	STAINLESS STEEL	STAINLESS STEEL
	DARK MAHOGANY	DARK MAHOGANY					BRILLIANT BLACK	DIAMOND BLACK	DIAMOND BLACK
	DIAMOND WHITE	DIAMOND WHITE	DIAMOND WHITE					PEARL WHITE	PEARL WHITE
Glass Door Finish		•	•	•			•		
Refrigerator									
Air Flow System		SURROUND	MULTI	MULTI	SURROUND	SURROUND	MULTI	TWIN	TWIN
LED Light		•	•	•	•	•	•	•	•
Moisturising Cooling		•	•	•	•	•			
Elevating Shelf (Auto Shelf)					•	•			
Tempered Glass Shelves		•	•	•			•	•	•
Separate Shelf (Middle Shelf)		•	•						
Two-Way Flexi Shelf (Middle Shelf)		•	•	•	•	•			
Two-Way Flexi Shelf (Top Shelf)					•	•			
Side Take-Out Pocket		•	•	•	•	•			
Utility Case					2	2		2	2
Wide Chilled Case (Upper Case)		•	•	•			•		
Supercool Chilling Case / Chilled Case (Lower Case)		•	•	•			•		
Auto Closer		•	•	•	•	•		•	•
Water Tank		•	•	•	•	•	•		
Egg Tray		•	•	•	SLIDING	SLIDING	•	•	•
Bottle Pocket		•	•	•	•	•	•	•	•
Adjustable Pocket		•	•	•	•	•	•	•	•
Vegetable Crisper								•	•
Small Item Holder					•	•			

SPECIFICATIONS

REFRIGERATOR	FRENCH DOOR							
	WX Series			EX Series		LX Series	L4 Series	
MODEL	MR-WX743	MR-WX627	MR-WX500	MR-EX655	MR-EX574	MR-LX630	MR-L710	MR-L650
Vegetable Drawer								
Humidity Control	•	•	•	•	•		•	•
Smooth Case Roller	•	•	•	•	•	•		
Wide Open Case	•	•	•	•	•			
Freezer Compartment								
Freezing Case (Small)							•	•
Freezing Case (Medium)							•	•
Freezing Case (Large)							•	•
Freezing Case (Upper and Lower)	•	•	•	•	•	•		
Ice-Making Compartment								
Direct Water Supply Auto Ice Maker	•	•	•	•	•			
Anti Bacteria Washable Ice Tray	•	•	•	•	•			
All Washable Water Supply Parts	•	•	•	•	•			
Quick Ice Making Mode	•	•	•	•	•			
Required Time for Quick Ice Making (min)	80	80	80	65	70	80		
Water Tank Capacity (L)	1.1	1.2	1.2	1.2	1.2	1.2		
Versa Compartment								
Supercool Freezing	•	•	•	•	•			
Soft Freezing	•	•	•	•	•			
Hot Freezing	•	•	•	•	•			
Aluminium Tray	•	•	•	•	•			
Others								
Fresh Air Filter (Anti-bacteria & Deodoriser)	•	•	•	•	•	•	•	•
Smart Cube VIP	•	•	•	•	•			
Rapid Cooling	•	•	•	•	•	•	•	•
Eco Mode	•	•	•	•	•	•	•	•
Power Save Mode	•	•	•	•	•	•	•	•
Door Alarm	•	•	•	•	•	•	•	•
Total Number of Sensors	16	15	16	16	16	8	8	8

WARRANTY:

Inverter Mitsubishi Electric refrigerators are backed by a comprehensive 10 year compressor and 5 years parts and labour warranty.



Refrigerator are for illustration purposes only.

SPECIFICATIONS

REFRIGERATOR		BOTTOM MOUNT			
		CX Series		BF-EK Series	
MODEL		MR-CX402	MR-CX370	MR-BF390	MR-BF325
Capacity (Gross)	TOTAL	402	370	390	325
	Refrigerator Compartment	221	189	285	220
	Freezer Compartment	104	104	105	105
	Vegetable Compartment	77	77		
Dimensions (mm)	Width	600	600	600	600
	Height	1820	1698	1720	1479
	Depth	656	656	686	686
	Depth with Leg Cover	660	660	696	696
Clearance Dimensions (mm)	Top	100	100	100	100
	Left	20	20	20	20
	Right	20	20	20	20
	Back	50	50	50	50
Energy Star Rating		3.5	3.5	3.0	3.0
Energy Consumption (kWh/year)		351	337	400	370
Inverter Compressor		•	•	•	•
Cooling System		MULTI AIRFLOW			
Frost Free		•	•	•	•
Anti-Bacteria Food Liner				•	•
Deodoriser		FILTER	FILTER	TITANIUM FILTER	TITANIUM FILTER
Minus Ion		•	•	•	•
VitalLED*		•	•	•	•
Door Alarm		•	•	•	•
Refrigerator Compartment					
Slide Chilled Case		2	2		
Two-Way Flexi Shelf		1	1	1	1
Tempered Glass Shelf (R)		3	2	4	3
Egg Case		1	1	1	1
Multi-Free Pocket		2	2	2	2
LED Light		LED Light			
Fruit & Vegetable Case				1	1
Bottle Pocket		1	1	2	1
Bottle Stopper				1	1
Freezer Compartment					
Auto Ice Making		•	•		
Revolving Ice Tray				2	2
Ice Box		1	1	1	1
Aluminium Tray				1	1
Freezer Case Lower		1	1	1	1
Freezer Case Upper & Ice Box		1	1		
Ice Spoon		1	1		
Vegetable Drawer					
Vegetable Case (Upper & Lower)		1	1		
Others					
Castors		4	4	4	4
Kick Plate		•	•	•	•
Adjustable Foot		2	2	2	2
Refrigerant Type		R600a	R600a	R600a	R600a
Door Finish	WHITE	WHITE	WHITE	WHITE	WHITE
	STAINLESS STEEL	STAINLESS STEEL	STAINLESS STEEL	STAINLESS STEEL	STAINLESS STEEL
	ONYX BLACK	ONYX BLACK	ONYX BLACK	ONYX BLACK	ONYX BLACK
Door Opening	GLOSSY RED				
	Right	Right	Right	Right	Right

WARRANTY:

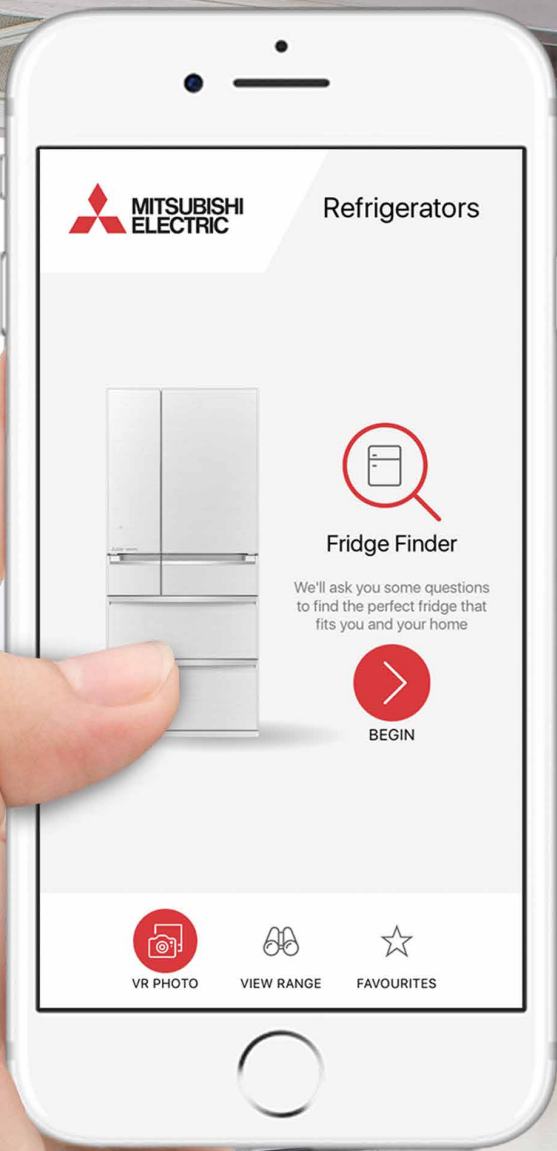
Inverter Mitsubishi Electric refrigerators are backed by a comprehensive 10 year compressor and 5 years parts and labour warranty.

SPECIFICATIONS

REFRIGERATOR		TOP MOUNT			
		TF-EK Series			
MODEL		MR-560	MR-508	MR-420	MR-385
Capacity (Gross)	TOTAL	560	508	420	385
	Refrigerator Compartment	382	330	290	255
	Freezer Compartment	178	178	130	130
Dimensions (mm)	Width	751	751	686	686
	Height	1777	1652	1691	1586
	Depth	795	795	706	706
Clearance Dimensions (mm)	Top	100	100	100	100
	Left	20	20	20	20
	Right	20	20	20	20
	Back	50	50	50	50
Energy Star Rating		4.0	4.0	4.0	4.0
Energy Consumption (kWh/year)		350	340	326	310
Inverter Compressor		•	•	•	•
Refrigerant Type		R600a	R600a	R600a	R600a
Cooling System		MULTI AIRFLOW		SURROUND COOLING	
Frost Free		•	•	•	•
Anti-Bacteria Food Liner		•	•	•	•
Deodoriser		FILTER	FILTER	FILTER	FILTER
Minus Ion		•	•		
Refrigerator Compartment					
Slide Chilled Case		1	1	1	1
Tempered Glass Shelf (R)		1	-	3	3
Tempered Glass Shelf (RV)		1	1		
Elevating Shelf		1	1		
Flexible Shelf		1	1		
Egg Case		2	2	2	2
Multi-Free Pocket		3	2	1	1
LED Light		•	•	•	•
Fruit & Vegetable Case		1	1	1	1
Bottle Pocket		2	2	2	2
Bottle Stopper		2	2	1	1
Freezer Compartment					
Revolving Ice Tray		3	3	2	2
Ice Box		1	1	1	1
Freezer Pocket		2	2	2	2
Crystal Shelf		2	2	1	1
Others					
Castors		4	4	4	4
Kick Plate		•	•	•	•
Adjustable Foot		2	2	2	2
Door Finish	WHITE	WHITE	WHITE	WHITE	WHITE
	STAINLESS STEEL	STAINLESS STEEL	STAINLESS STEEL	STAINLESS STEEL	STAINLESS STEEL
	SHINY BLACK	SHINY BLACK	SHINY BLACK	SHINY BLACK	SHINY BLACK
Door Opening		Right	Right	Right	Right

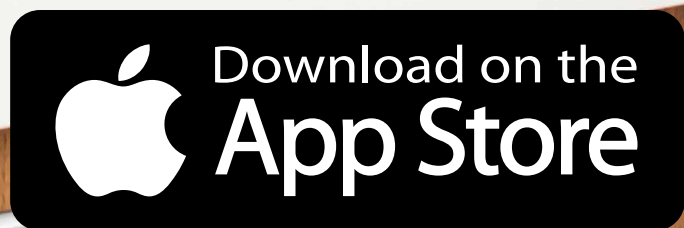
WARRANTY:

Inverter Mitsubishi Electric refrigerators are backed by a comprehensive 10 year compressor and 5 years parts and labour warranty.




ME Fridge Finder

Want to see how these fridges will look in your kitchen?



NOTES





For more information contact
www.mitsubishielectric.com.au
Call 1300 722 228

Distributed and guaranteed throughout Australia by
MITSUBISHI ELECTRIC AUSTRALIA PTY. LTD.
(Incorporated in New South Wales) A.B.N. 58 001 215 792



See website for full Terms
and Conditions



Fridge Finder App
Available to download
from the App Store

